



St Thomas' C of E Academy



Welcome to
Reception
2022

School Information

Address	St Thomas CE Academy Mattox Road, Wednesfield Wolverhampton WV11 3TG
Telephone	01902 558963
School Email:	info@stthomasceacademy.com
School Website:	https://www.stthomasceacademy.com/
Head Teacher	Mrs F Beardsley
Reception Teachers:	Mrs A Grove and Mrs E Beards
Reception Email:	Reception@stthomasceacademy.com
School Hours:	Doors open at 8:40am 8:55am – 12.00pm 12:00pm – 1:00pm (Lunch) 1:00pm – 3:20pm



Welcome to Reception

The day your child starts school is a milestone in the life of your family. At St Thomas' your child will be seen as an individual and their learning will be tailored to their individual starting points. We aim to create a feeling of enjoyment and security in a stimulating environment, where children, staff and parents work in partnership to provide each child with the skills, confidence and understanding that will enable them to build the foundations for future development. Children will learn through exploration, playing, thinking and creativity to grow and extend their abilities.

In order for staff to get to know your child, we admit children in small groups this year it will be over a two day period so that each child may benefit from individual attention and to give them the best possible start.

About our Reception Class

In Reception our children are at the heart of everything we do. We value our children as **unique individuals** and through **positive relationships** and **enabling environments** we support our children to **learn and aspire** to be the best they can be.

We believe play is a key ingredient to the delivery of our Early Years and we promote awe and wonder through a range of experiences and interactions based on our love of high quality texts. We want our children to be curious and encourage them to make links in their learning.

Our Early Years curriculum is exciting, engaging and enjoyable. We offer opportunities for children to collaborate with each other and with staff to develop confident, powerful and independent learners who are determined and persevere. We understand the importance of language and to promote the development of this we use every opportunity to interact, to share a focus, to talk, to take turns whilst building a nurturing, language rich environment.

Our journey of learning consists of dive, delve, discuss and demonstrate where we explore to make sense of the wider world. When planning what our children learn we promote our star learners to encourage creative thinking and active learning, taking into account children's interests, starting points and next steps.



Our Curriculum

Children in Reception follow a broad and balanced curriculum called The Early Years Foundation Stage. Your child will be learning skills, acquiring new knowledge and demonstrating their understanding through 7 areas of learning and development.

The three areas that are particularly important for building a foundation for igniting children's curiosity and enthusiasm for learning are:

The 3 Prime Areas

- ✚ Communication and language
- ✚ Physical development
- ✚ Personal, social and emotional development

As children grow, the prime areas will help them to develop skills in the other 4 specific areas, these are:

- ✚ Literacy;
- ✚ Mathematics;
- ✚ Understanding the world and
- ✚ Expressive arts and design.

Children learn by playing and exploring, being active, and through creative and critical thinking which takes place both indoors and outside.

Our school vision sets the foundation for our learning.

“Growing, Learning and Shining together with God”



A typical day in Reception

- ✓ Early morning learning
- ✓ Register
- ✓ Phonics
- ✓ Playtime
- ✓ Maths/Literacy
- ✓ Lunch
- ✓ Topic



We value children's play and exploration as a powerful way in which they learn and develop so within each session there will be a balance of whole class, adult-led and child-initiated opportunities both indoors and outdoors.

Assessments and Communications



We use a program called Evidence Me, this is an electronic learning journey that keeps a record of the progress and achievements the children are making throughout the school year. It also allows us to share your child's learning with you through a simple app. In September we will link an email address to your child's account, this will enable us to start sharing your child's wonderful learning.

It also gives you the opportunity to share any fantastic news your child may have outside of school.

For more information on using Evidence Me, please visit <http://help.evidence.me/evidence-me-help-for-parents/>



We offer a parental engagement system to connect the school and parents, efficiently and reliably using modern technology. MyChildAtSchool is an online portal that enables school to notify parents instantly. Access is via a web browser or an app (for Android or iOS) and offers visibility of attendance, payments, important documents and much more.

Phonics

Children will follow a systematic synthetic phonics programme called Read Write Inc.

Read Write Inc. Phonics teaches children to read accurately and fluently with good comprehension. They learn to form each letter, spell correctly, and compose their ideas step-by-step.

Reading

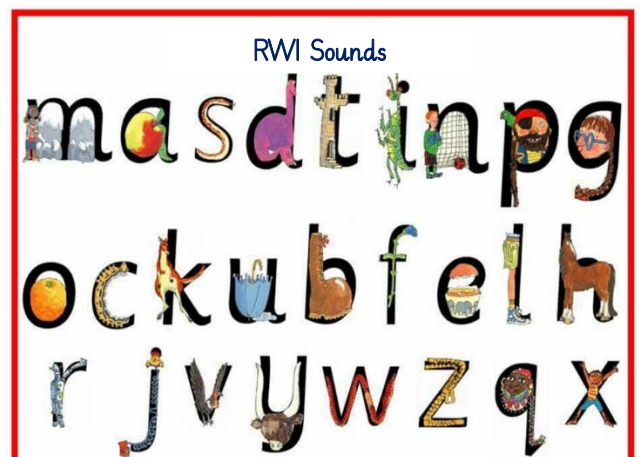
When using RWI to read the children will:

- ✚ Learn to read effortlessly so that they can put all their energy into understanding what they read.
- ✚ Learn 44 sounds and the corresponding letter/letter groups using simple picture prompts.
- ✚ Learn to read words using Fred Talk.
- ✚ Learn to read words by blending the sounds together.
- ✚ Read lively stories featuring words they have learnt to sound out.
- ✚ Show that they understand the stories by answering 'Find It' and 'Prove it' discussion questions.

Writing

When using RWI to write the children will:


- ✚ Spell effortlessly so that they can put their energy into working out what they want to write.
- ✚ Learn to write the letters/letter groups which represent the 44 sounds (graphemes).
- ✚ Learn to write words by saying the sounds in Fred Talk.
- ✚ Learn to write simple and then increasingly complex sentences.
- ✚ Compose a range of texts using discussion prompts.
- ✚ Compose stories based on picture strips.
- ✚ Write simple sentences.



Our St Thomas's 10

As part of our school vision we believe that our 10 Superstar Learners support our children in Growing together with God. These 10 values support the children in EYFS alongside the characteristics of effective learning.

Characteristics of Effective Learning		Our Superstar Learners
Playing and exploring	Children investigate and experience things 'have a go'	Determination Collaboration
Active Learning	Children concentrate and keep on trying Enjoy achievements	Enjoyment Perseverance Concentration
Creating and thinking critically	Children develop their own ideas, make links and develop strategies	Create Thinking Making links Curiosity Reflection



Our Collaboration Superstar

The Reception Five

Our Reception Five underpins our curriculum to prepare children to become independent learners and reach their full potential, aspiring to be the very best they can be!



Our Uniform

Winter/Spring School Uniform:

(September - April)

- Red cardigan or jumper
- White shirt
- School tie
- Grey pinafore or skirt for girls
- Grey shorts for boys
- Grey socks for boys
- Grey tights for girls
- Black shoes (Velcro)
- Red book bag (optional)
- Outdoor coat (weather appropriate)



Items with the school logo on can be ordered via ParentMail or from the school office.

Summer School Uniform:

(May - July)

- Red cardigan or jumper
- White or red polo shirt
- Red checked summer dress
- Grey shorts for boys
- Grey socks for boys
- White socks for girls
- Red book bag (optional)
- Outdoor coat (weather appropriate)



Please label any clothing or footwear that your child may take off to avoid confusion.


Easily washable clothing that your child can manage when using the toilet is best.
If you can, avoid difficult buttons and shoe laces.

Children are not allowed to wear jewellery to school except for stud earrings. This is for the safety of your child as jewellery can be easily caught on things during activities and this may cause injury.

We do not encourage children to bring toys to school as they could get lost or broken.

Snack Time

- Milk is free of charge for under fives. Drinking water is always available. We do recommend children bring their own labelled water bottle every day.
- Fruit is offered free of charge at daily snack time to encourage healthy eating habits.



Lunch Time

Currently, Wolverhampton schools offer all Reception, Year 1 and Year 2 pupils a free school meal. You can provide your child with a packed lunch if you wish. We ask that if you request to change from sandwiches to lunches this is at the end of a half-term.

Before and After school provision

Our before and after school provision is run by our school staff.

Breakfast club is available 7:30am until 8:40am. This is charged at £4 a day with a selection of breakfast choices, breakfast is served until 8:15am.

After school club is available

3:20pm - 5:00pm

The charges are;

£4 until 4:00pm

£6 until 5:00pm.



You can book this directly via our MCAS app.

For any more information on before or after school provision please contact the school office.

Preparing your child

There are some things you can do to prepare your child for starting school:

- Children entering Reception should be toilet trained. (It may be useful to have a spare change of clothes should they have an accident, this can be kept in school in a carrier bag on their pegs.)
- Practise putting on/taking off their own coat.
- Practise zipping up coats/buttoning them up
- Children to be able to recognise their name.
- Talking kindly to others – kind hands and kind mouths.
- Practise sharing – share a book together, toys etc



When leaving your child at school it helps to:

- Leave them confidently with a smile.
- Always tell them that you are leaving but that you will be back.
- Try not to be late as this is distressing.
- Tell your child and the Reception staff if someone else is collecting them. You are required to set a safe word if someone new is collecting your child. This can be left with a member of Reception staff or the school office.

It can be upsetting. We do understand. Talk to us about any worries you have.

How to support your child's Speaking and Listening skills

- Talk to your child often – explaining things, planning what to do, choosing TV. programmes together, asking questions and giving your child time to reply;
- Listen to what your child is saying and value what is said;
- Read lots and lots of books to your child – story books, simple information books with brightly coloured photographs, rhyming books;
- Talk about going shopping, visiting relatives, going to the dentist and read shopping lists, address books, appointment cards to your child;
- Say and learn nursery rhymes and have books of nursery rhymes in the home;

- Encourage your child to talk with other children and take turns to listen to each other;
- Have favourite books which your child chooses for you to read again and again and let him/her join in;
- Look at things on the way to and from school and talk to your child about them – shops, advertisements, traffic, weather, people, parks, dangers, houses and flats;

Supporting Early Reading

Reading for pleasure has a very positive impact on educational performance. The UK government's Education Research Standards Team tells us, "Evidence suggests that there is a positive relationship between reading frequency, reading enjoyment and attainment." As a parent this is great news – reading with your child can be a fun and simple way to support their education, whatever their age.



Our home reading books are linked with our Phonics RWI scheme. Research suggests the importance of children reading books that match their phonic knowledge. They need to be able to confidently practice what they already know.

The books aim to reinforce our classroom learning with reading at home to accelerate progress.

Children will start reading using picture books that support the development of pre-reading skills and language. Once they are able to blend and segment, they will have books with sounds and some words in that your child will have already been taught, therefore enabling them to read the book with increasing confidence.

We ask you to comment in their reading record on their progress when you share/read a book with your child.

Children need to be re-reading their books at least three times. This will improve their confidence, fluency and comprehension.

Your child will also bring home a reading for pleasure book, this book will be a book they have chosen and is for you to share together. We need to read books to children that are beyond the level they can read for themselves. Children will only want to become readers if they experience the joy of listening to a range of stories, non-fiction and poetry. It is really important for your child to hear fluent, expressive reading.

You can prepare your son or daughter by assisting in these pre-reading activities:

- ✚ By giving them experience of different types of reading e.g. nursery rhymes, stories, poems.
- ✚ Encouraging them to re-tell a simple story in a logical sequence.
- ✚ Encourage children to ask questions about pictures in books.
- ✚ Making sure he/she knows which way up to hold the book, knows the front from the back, knows that writing goes from left to right and from top to bottom.

Supporting Early Writing

Children begin their journey towards writing by making marks, then progress to writing letters and words.

Children will learn to spell, initially, by listening to the sounds they can hear in words and writing them down. This develops their confidence and independence. They then learn to spell the high frequency words (such as I, am, can, like.) correctly as they progress through reception.

You can prepare your son or daughter by assisting in these pre-reading activities:

- ✚ By tracing, colouring and dot-to-dot activities.
- ✚ Supplies of paper, crayons, felt tips and – if you can bear it – paint!
- ✚ Big paintbrushes and chinks outside are great!
- ✚ take time to show them how to manage buttons and zips, and to put on clothes
- ✚ play throwing and catching games together
- ✚ play games that encourage hand movements

Children will follow the Nelson handwriting scheme. Holding the pencil in the correct position is a preliminary point for children. They are taught how to hold their pencil in a tripod grip, with the pencil held between the index finger and thumb and resting on the middle finger (called the pillow finger).


a b c d e f g
h i j k l m n
o p q r s t u
v w x y z



Supporting Early Maths

Toys can support children's learning of maths, using blocks to build towers or counting them in a line. You can also use a child's interest to count, e.g. if your child enjoys playing with animals or cars, they can be lined up and counted in sequence. Children are able to use memory and reconciliation to understand order and patterns that can be created by counting.

- You can support and encourage mathematical vocabulary relating to number, shape and size.
- You can also support and encourage children to experiment with numbers shape and pattern that can develop their confidence.
- Children can be stretched further through questioning, e.g. How many can you find? How many less? What shape is it?
- They can be taken to an environment to observe shapes and patterns around them.



We form our numbers like this:

1 2 3 4 5
6 7 8 9 10

Other information

Attendance and Punctuality

If your child is ill, or absent for any other reason, please inform the school as early as possible on a daily basis. The school is unable to authorise absence for holidays. *Punctuality and attendance are crucial to both your child's education and social wellbeing.*

Travel to School

The school is keen to promote sustainable ways of travelling to and from school. Children are encouraged to walk to school as often as possible. If you bring your child to school by car, can we please remind you not to park near the school gates, block the school entrances or park on the yellow zig-zags. Can we also ask you not to double park, restricting access for emergency vehicles or block driveways.

Playground Reminders

Please ensure that *all children* who are waiting with you on the playground are carefully supervised and do not climb on equipment for health and safety reasons. Our apparatus is for curriculum use only during the school day. Please remember to wait away from the classroom windows and doors when collecting your child from school so that staff and children have a clear view of the playground.

Please inform the school office as soon as possible if there is a change in collection arrangements for your child.

We will not release children without confirmation that someone different is collecting them and before a safe word has been shared.

For Parents

We value your involvement in your child's education and in the life of St Thomas'. Our door is always open to you. We aim to work in partnership with parents and welcome your support and help.

Please spend time talking to your child about school. Take time to look at work your child brings home. By sharing, you will be helping your child's education.

We hope you have found this booklet useful and informative. If you have any questions or concerns, please do not hesitate to contact us. We will be happy to help.

For Parents on their child's first day of school

The first day of school can be hard for Mum and Dad.
Part of you feels excited and the other part feels sad.
For years you've held their hand and have been their loving guide.
But now you know the time has come to leave them by our side.

But it's only for a little while, as your child will learn and grow,
And at the end of every day, they'll share with you all they know.
So as you walk away, don't worry anymore.

We'll take care of all your precious gifts when you leave them at our door.

